



FIXTURE TYPE:	LED VAPOR TIGHT LIGHT
NOTES:	
UPDATED DATE:	Aug, 2023

## LED VAPOR TIGHT LIGHT



### PRODUCT OVERVIEW

Waterproof, dust-proof and anti-corrosion are the most important features of this vapor tight light. It is widely used to replace an existing fixture, save up to 80% installation time when compared to installing a new fixture.

### KEY FEATURES

- Wattage and CCT tunable.
- IP Class65
- High lumen efficient 130lm/w(AVE).
- Hanging and ceiling installation
- ETL, cETL certificate.
- 5 years warranty.
- Full sizes: 2FT, 4FT, 8FT.
- PC material body, excellent stress and UV resistance.
- 0-10V dimmable in standard configuration.
- Motion sensor, emergency function for option.

### APPLICATION

- Office/school
- Subway & train station
- Supermarket
- warehouse
- Parking lot, etc.

## PERFORMANCE SUMMARY

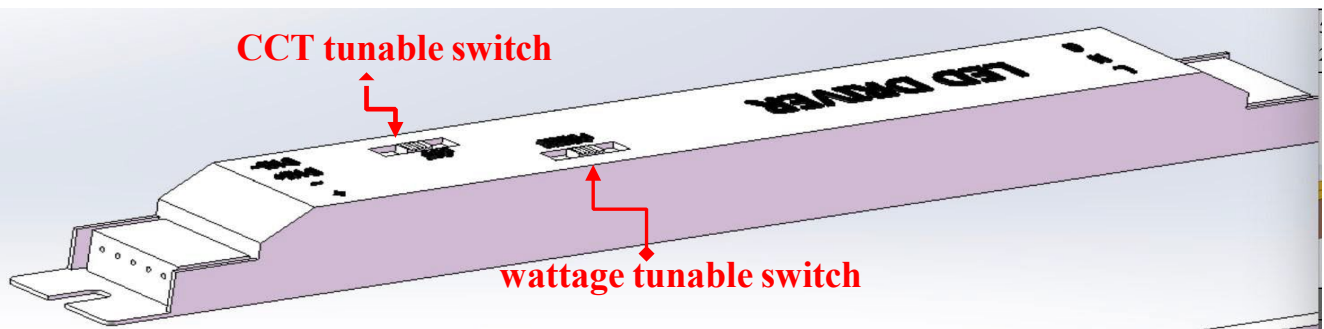
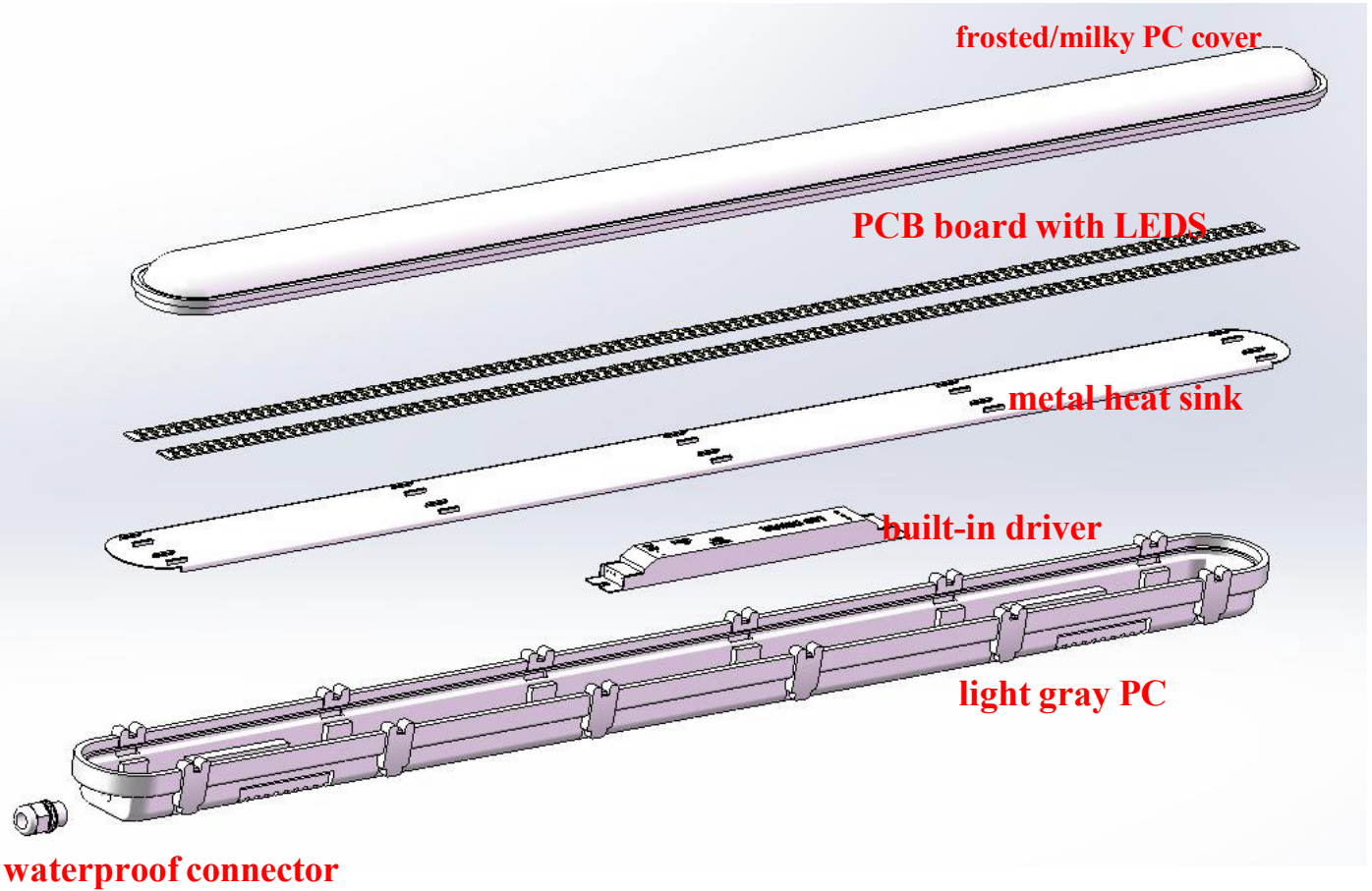
Construction & Materials		
Diffuser	Frosted PC cover with stripes	
Housing Color	light gray PC body	
Finish	PC material	
Environmental System		
Work Environment	Suitable for dry ,damp and wet location	
Operating Temperature	-20°C to 45°C	
IP grade	IP65	
Parameter		
CRI	>80	
Efficacy	130lm/w-140lm/w(130lm/w on average)	
CCT	3CCT tunable: 4000K-5000K-6000K or 3000K-4000K-5000K 5CCT tunable: 3000K-4000K-5000K-5700K-6500K	
Input Voltage	100-277Vac or 100-347Vac; 50/60HZ	
Wattage(S series)	2FT	10-15-20W
	4FT	16-26-36W/20-30-40W
	8FT	40-60-80W
Wattage(L series)	2FT	10-15-20W
	4FT	30-40-50W
	8FT	60-80-100W
Wattage(K series)	2FT	10-15-20W
	4FT	40-50-60W
	8FT	80-100-120W
Dimming	0-10V dimming	
Certification	ETL, cETL	
Emergency Backup(Optional)	Input voltage	100-277Vac or 100-347Vac; 50/60HZ
	Battery type	Li-ion battery
	Output power	8W/18W
	Charge time	>24hrs
	Emergency time	>1.5hrs (90min)

## ORDING GUIDE


Example: MC-TP4F-S36XXXX

PRODUCT	SIZE	Product Series	Wattage	First X Color/CCT	Second X Tunable	Third X Battery or Motion Sensor	Fourth X Voltage
<b>TP</b> LED Vapor tight light	<b>2F</b>	<b>S</b>	<b>20</b>	<b>A</b> 3000K	<b>D</b> CCT &wattage tunable	<b>B</b> Battery <b>M</b> Motion Sensor <b>N</b> No Battery No Motion Sensor  <b>Blank</b> Battery & Motion Sensor	<b>Blank</b> 100-277V ac <b>A</b> 100-347V ac
	<b>2FT</b>	S series	20W or	<b>B</b> 3500K			
	<b>4F</b>	<b>L</b>	10-15-20W	<b>C</b> 4000K			
	<b>4FT</b>	L series	<b>36</b>	<b>D</b> 5000K			
	<b>8F</b>	<b>K</b>	36W or	<b>E</b> 6500K			
	<b>8FT</b>	K series	16-26-36W	<b>H</b> 5700K			
			<b>40</b>	<b>I</b>			
			40W or	4000-5000-6000K			
			20-30-40W	<b>K</b>			
			<b>50</b>	3000-4000-5000K			
			50W or	<b>L</b>			
	30-40-50W	3000-4000-5000-					
<b>60</b>	5700-6500K						
60W or							
40-50-60W							
<b>80</b>							
80W or							
40-60-80W							
<b>100</b>							
100W or							
60-80-100W							
<b>120</b>							
120W or							
80-100-120W							

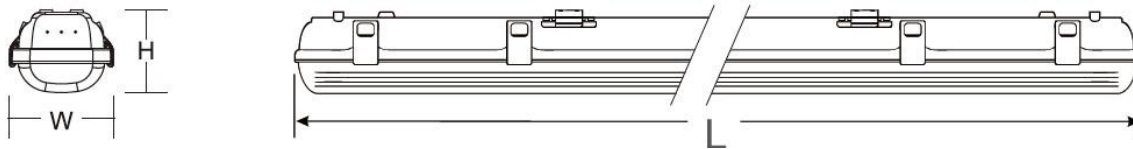
## CUT SHEET



## INSTALLATION ACCESSORIES

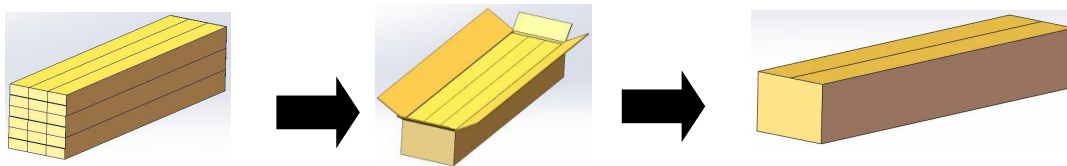
IMAGE	NAME	LAMP SERIES	LAMP SIZE	QUANTITY (PCS/EACH)
	Installation metal clips (Standard Configuration)	S/L/K	2FT	2
			4FT	2
			8FT	4

## DIMENSIONS



Series	2FT(L*W*H)	4FT (L*W*H)	8FT(L*W*H)
S	600*95*80mm 7.87''*3.74''*3.15''	1200*95*80mm 47''*3.74''*3.15''	2400*95*84mm 94''*3.74''*3.15''
L	600*110*88mm 7.87''*4.33''*3.46''	1200*110*88mm 47''*4.33''*3.46''	2400*110*88mm 94''*4.33''*3.46''
K	600*125*92mm 7.87''*4.92''*3.62''	1200*125*92mm 47''*4.92''*3.62''	2400*125*101mm 94''*4.92''*3.62''

## PACKAGING INFORMATION



Series	Size	Packing Detail				
		L(mm)	W(mm)	H(mm)	PC/CTN	GW(Kg)
S	2FT	620	315	285	9PC	11.5
	4FT	1220	315	285	9PC	19.5
	8FT	2420	315	285	4PC	16
L	2FT	620	120	305	9PC	14
	4FT	1220	360	190	6PC	16.5
	8FT	2420	245	210	4PC	19.5
K	2FT	620	275	335	6PC	8.5
	4FT	1220	275	335	6PC	15
	8FT	2425	285	235	2PC	21.5



[www.hiluxlight.com](http://www.hiluxlight.com)

[info@hiluxlight.com](mailto:info@hiluxlight.com)

T: 86-755-23727896

ADD: 2F A Building, Shiyan Town, Bao'an District,  
Shenzhen, GuangDong Province, China